

# Book Club Reading Schedule

1.	<b>Book clubs read the first segment of their books</b>	<i>The Ruby Kingdom</i> reads pages 1-26 <i>Gregor the Overlander</i> reads pages 1-26 <i>The Nexus Ring</i> reads pages 1-14 <i>Doorway to Danger</i> reads pages 1-13
2.	<b>Book clubs read the second segment of their books</b>	<i>The Ruby Kingdom</i> reads pages 27-65 <i>Gregor the Overlander</i> reads pages 27-72 <i>The Nexus Ring</i> reads pages 15-34 <i>Doorway to Danger</i> reads pages 14-29
3.	<b>Book clubs read the third segment of their books</b>	<hr style="border: 1px solid black;"/> <i>The Ruby Kingdom</i> reads pages 66-113 <i>Gregor the Overlander</i> reads pages 73-119 <i>The Nexus Ring</i> read pages 35-65 <i>Doorway to Danger</i> reads pages 30-60
4.	<b>Book clubs read the fourth segment of their books</b>	<i>The Ruby Kingdom</i> reads pages 114-149 <i>Gregor the Overlander</i> reads pages 120-170 <i>The Nexus Ring</i> reads pages 66-92 <i>Doorway to Danger</i> reads pages 61-79
5.	<b>Book clubs read the fifth segment of their books</b>	<i>The Ruby Kingdom</i> reads pages 150-196 <i>Gregor the Overlander</i> reads pages 171-199 <i>The Nexus Ring</i> reads pages 93-113 <i>Doorway to Danger</i> reads pages 81-101
6.	<b>Book clubs read the sixth segment of their books</b>	<i>The Ruby Kingdom</i> reads pages 197-233 <i>Gregor the Overlander</i> reads pages 204-256 <i>The Nexus Ring</i> (see below) <i>Doorway to Danger</i> (see below)

The Nexus Ring Club and Doorway to Danger Club will complete a small research assignment instead of reading a new section.

7.	<b>Book clubs read the final segment of their books</b>	<i>The Ruby Kingdom</i> reads pages 234-255 <i>Gregor the Overlander</i> reads pages 257-308 <i>The Nexus Ring</i> reads pages 114-127 <i>Doorway to Danger</i> reads pages 102-127
----	---------------------------------------------------------	----------------------------------------------------------------------------------------------------------------------------------------------------------------------------------------------

# SKETCH INFERENCE AND SUMMARY

Name: \_\_\_\_\_ Date: \_\_\_\_\_

Date:

Chapters:

Summary: \_\_\_\_\_


\_\_\_\_\_

\_\_\_\_\_

My inference: \_\_\_\_\_

\_\_\_\_\_

\_\_\_\_\_



Large empty rectangular box for writing an inference.

Date:

Chapters:

Summary: \_\_\_\_\_


\_\_\_\_\_

\_\_\_\_\_

My inference: \_\_\_\_\_

\_\_\_\_\_

\_\_\_\_\_



Large empty rectangular box for writing an inference.



# SKETCH INFERENCE AND SUMMARY


Name: \_\_\_\_\_ Date: \_\_\_\_\_

Date:

Chapters:

Summary: \_\_\_\_\_

My inference: \_\_\_\_\_




Date:

Chapters:

Summary: \_\_\_\_\_

My inference: \_\_\_\_\_



# SKETCH INFERENCE AND SUMMARY


Name: \_\_\_\_\_ Date: \_\_\_\_\_

Date:

Chapters:

Summary: \_\_\_\_\_

My inference: \_\_\_\_\_




A large, empty rounded rectangular box intended for writing an inference.

Date:

Chapters:

Summary: \_\_\_\_\_

My inference: \_\_\_\_\_



A large, empty rounded rectangular box intended for writing an inference.



# SKETCH INFERENCE AND SUMMARY

Name: \_\_\_\_\_ Date: \_\_\_\_\_

Date:

Chapters:

Summary: \_\_\_\_\_

---


---

---

My inference: \_\_\_\_\_

---

---



Date:

Chapters:

Summary: \_\_\_\_\_

---


---

---

My inference: \_\_\_\_\_

---

---



# Assessment of Reader Response: Sketch Inference (Fiction)

Student's Name: \_\_\_\_\_

Independent Reading Level: \_\_\_\_\_

Book Title: \_\_\_\_\_

<b>KEY:</b> 1 = Not in evidence 2 = Developing 3 = Strengthening 4 = Nearly always N/A = Not applicable
------------------------------------------------------------------------------------------------------------------------

	Date	Date	Date	Date
Completes summary in a clear, concise manner				
Chooses a character for Sketch Inference that has importance to the story thus far				
Inference refers to events up to this point in the text				
Is able to provide a rationale for inference				
Is able to revisit inference and change as the story develops				
Varies character choices for Sketch Inference reader responses				
Adds new insights by moving beyond information in the text				
Inferences reflect an awareness of elements of the fantasy genre				

**Comments:**

## My Book Club: How Did I Do?

Name: \_\_\_\_\_

Date: \_\_\_\_\_

The book we are reading:  
\_\_\_\_\_

### KEY:

1 = Need to work on this

2 = Okay

3 = Strong

### BOOK CLUB MEMBERSHIP

I finished reading the assigned part of the book.  1  2  3

I did a reader response on each part of the book.  1  2  3

I always prepared a discussion point for my book club meeting.  1  2  3

I listened carefully to other book club members.  1  2  3

I took turns in discussions.  1  2  3

I always looked people in the eye when I was listening or speaking.  1  2  3

I asked questions.  1  2  3

I stayed on topic.  1  2  3

I added ideas to other members' ideas.  1  2  3

I used a positive tone even if I disagreed.  1  2  3

I gave positive comments to other club members.  1  2  3

I joined in with discussions in my new group on sharing days.  1  2  3

